

JOHN
BOLTON
S U P E R ★ P A C

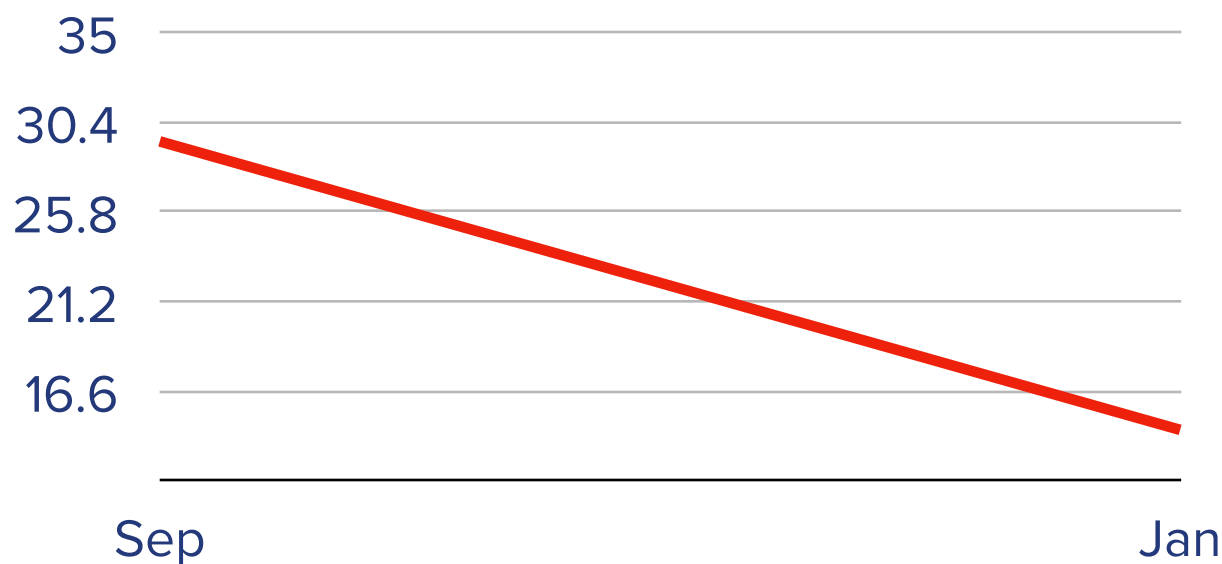
National Poll Trend Analysis

January 2022





Voters identifying as “Trump Republicans” drop 14 points.

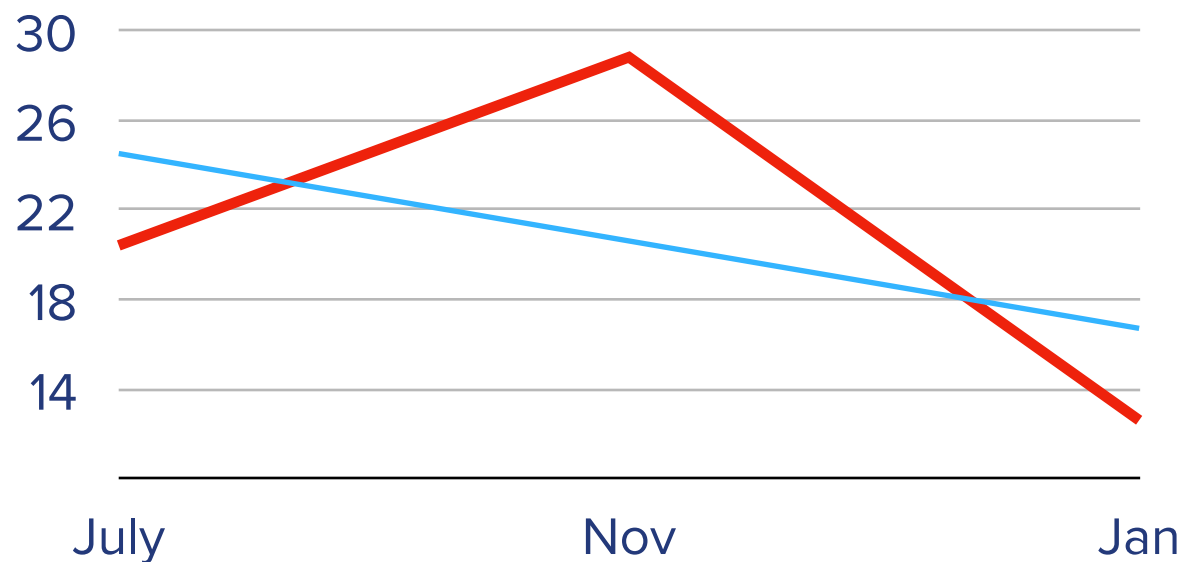


Voters calling themselves “**Trump Republicans**” fell to 14.6% from 29.4% in September.

Poll Date	Sep '21	Jan '22
Trump Republicans	29.4%	14.6%



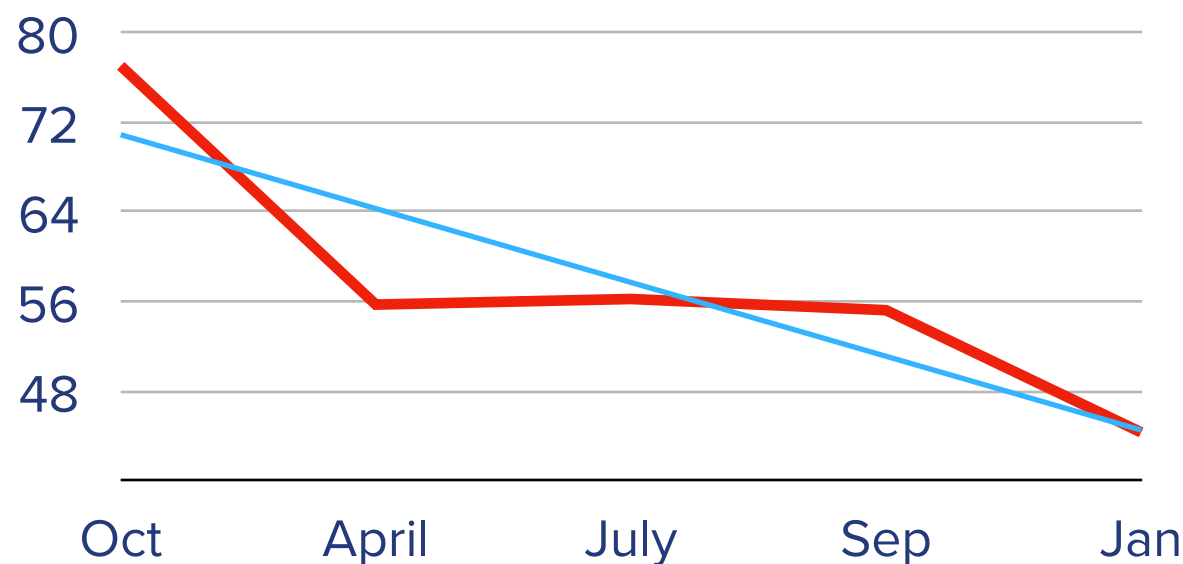
Trump's endorsement is weakening with Republican primary voters ahead of the midterm election.



Republican primary voters **“definitely voting”** for a Trump endorsed candidate are down to just 12.6%, compared with 28.8% in September, a 16-point drop.

Poll Date	Jul '21	Sep '21	Jan '22
“Definitely Voting”	20.4%	28.8%	12.6%

Trump's "very favorable" numbers dropped 11 points with Republican primary voters.



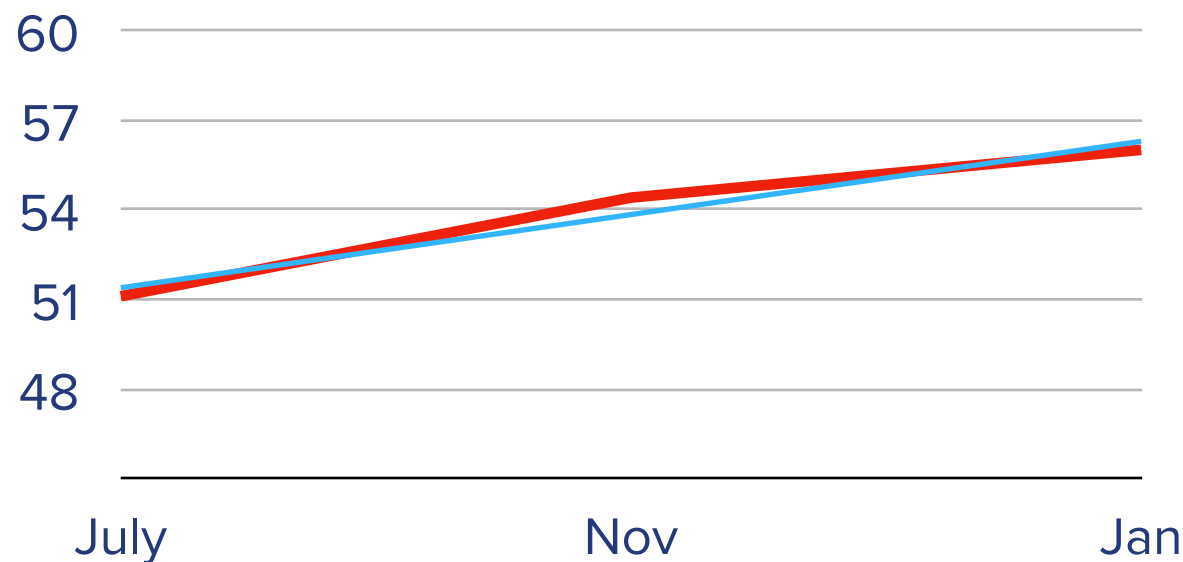
Trump's "very favorable" numbers **dropped 11 points with GOP primary voters** continuing their decline, down from 55% in September to 44% now.

Poll Date	Oct '20**	Apr '21	Jul '21	Sep '21	Jan '22
Trump Very Fav	77%	57.7%	56.2%	55.2%	44.3%

**October Poll: New York Times/Siena College Research Institute



Republicans believe that a “fresh face” is needed to defeat Biden in 2024.



The number of Republican primary voters that believe that a **“fresh face”** is needed to defeat Biden continues to rise.

Poll Date	Jul '21	Sep '21	Jan '22
Fresh Face	51.5%	54.4%	56%

Key Findings Quick Glance

- ✓ Joe Biden has rebounded and now narrowly leads Donald Trump in a general election match up (44%-43%) after trailing in the September poll. Both Independent and Undecided voters now dislike Trump more than Biden. With Independent voters Biden is Favorable 43%, Unfavorable 50% a net negative of -7 points. With Independents Trump is Favorable 36, Unfavorable 56, a net negative of -20 points. With undecided voters Biden's net negative is -28 points, and Trump's net negative is -42 points. *Biden/Trump Ballot: Q 16, P103; Trump's Fav/Unfav: Q6, P 46; Biden's Fav/Unfav: Q 5, P 40.*
- ✓ While we saw minor improvements for Trump in ballot matchups against potential GOP primary opponents (from 26% in September to 36% now), he remains 10 points lower than he was in April and July. In all, 64% of Republican primary voters do not support Trump. Ron DeSantis leads among the other possible candidates (19.5%). Liz Cheney, polled for the first time, was at 6%. 22% were undecided. *Q 21, P 121*
- ✓ Additionally, a majority of primary voters (56%) believe that a "fresh face" is needed to defeat Biden in 2024. *Q 11, P 82. Note: The specific Republican Primary voters crosstab is on P 83.*
- ✓ In a significant reversal, Republican primary voters now feel confident their vote will be counted fairly in the next election (52%-38%) compared with their attitude in September (45%-49%), a net change from -4 to +14. *Q 15, P 100. Note: The specific Republican Primary voters crosstab is on P 101.*
- ✓ By 2 to 1 Republican primary voters believe that Donald Trump should have immediately taken action to stop the rioters on January 6th – only 25% agree with Trump not acting immediately. *Q 25, P 139. Note: The specific Republican Primary voters crosstab is on P 140.*
- ✓ As Biden's foreign policy continues to stumble, a majority of Republican primary voters (66%) now fear that Vladimir Putin sees America's withdrawal from Afghanistan as a sign of weakness, leading Putin to believe Russia can invade the Ukraine. Among all voters, 53% see the withdrawal as a sign of weakness. *Q 27, P 145. Note: The specific Republican Primary voters crosstab is on P 146.*